

Ready, Set, Grow!

Teacher's Book 1

Hawys Morgan

Key to Teacher's Book Icons



 Well-being	 Presentation Plus
 School Readiness	 Video
 Cambridge Life Competencies Framework	 Table Time
	 Extra activity
	 Workbook

Contents

Scope and Sequence	2
Introduction	
Welcome to <i>Ready, Set, Grow!</i>	4
<i>Ready, Set, Grow!</i> Features	6
Unit Walkthrough	9
Teaching with <i>Ready, Set, Grow!</i>	12
Teaching Notes	
Hello	14
Unit 1 Our Rainbow	20
Unit 2 Our Classroom	36
Unit 3 Our Feelings	52
Unit 4 Our Families	68
Unit 5 Our Bodies	84
Unit 6 Our Clothes	100
Unit 7 Our Pets	116
Unit 8 Our Lunch	132
Unit 9 Our Toys	148
Sounds	164
Numbers	182
Thanks and Acknowledgments	200

Scope and Sequence



	Vocabulary	Language	Cross-curricular	 Well-being	 School Readiness
Hello page 4	hello goodbye thank you Daniel, Sofia Hug, Hummy	I'm (Daniel).			Wait for my turn to talk.
1 Our Rainbow page 7	blue green orange purple red yellow	It's (blue).	art	I feel like there is a lot to look forward to.	Choose the right clothes for the situation.
2 Our Classroom page 15	book crayon glue stick paint paintbrush pencil	This is my (book).	math	I feel like people are friendly.	Share classroom items with a friend and take turns.
3 Our Feelings page 23	angry excited happy OK sad tired	I'm (angry).	music	I feel like I am doing well.	Know that what I do and say can make others happy or unhappy.
4 Our Families page 31	brother daddy grandma grandpa mommy sister	This is my (brother). This is (Hummy).	science	I feel safe.	Say goodbye to my parent/ caregiver with confidence.



	Vocabulary	Language	Cross-curricular	Well-being	School Readiness
5 Our Bodies page 39	arms feet fingers hands head legs	Shake your (arms). Move your (feet).	physical education	I feel healthy.	Clap to a song / move to music.
6 Our Clothes page 47	coat gloves hat shoes socks sweater	Where's my (coat)? Where are my (gloves)?	social studies	I feel good about myself.	Put my own shoes and/or socks on.
7 Our Pets page 55	bird cot dog hamster lizard rabbit	I have / don't have a (bird).	science	I don't feel lonely.	Enjoy learning about the world around me.
8 Our Lunch page 63	apple banana cheese juice milk sandwich	I like / don't like (apples).	science	I feel like I have a lot of energy.	Open my snack or lunch on my own.
9 Our Toys page 71	ball car doll robot teddy bear train	What's that? It's a (ball).	math	I feel like I enjoy things.	Clean up after a task.
Sounds page 79	Gg /g/ (goodbye), Pp /p/ (pencil), Aa /æ/ (angry), Dd /d/ (daddy), Ii /i/ (ink), Ss /s/ (socks), Nn /n/ (nest), Mm /m/ (milk), Tt /t/ (teddy bear)				
Numbers page 88	1, 2, 3, 4, 5, 6, 7, 8, 9, 10				
Stickers page 97					



Welcome to

Ready, Set, Grow!

Ready, Set, Grow! builds a foundation in English and prepares children for success at school. With a School Readiness focus in each unit, your learners will increase their social skills and confidence, as they notice best friends Sofia and Daniel increase theirs.

Sofia and Daniel feature in stories which are designed to be relatable to the children in your school. Just like your learners, they have fun with their friends and family at home, in class, and out exploring.

Your learners will enjoy laughing along with Hug the sloth and Hummy the hummingbird. The cuddly Hug puppet will help you to model the language and skills, with each unit focusing on a different aspect of well-being.

Backed by the Cambridge Life Competencies Framework, Creative Thinking, Critical Thinking, and Emotional Development are developed throughout the course. Social and emotional skills like resilience, self-awareness, and independence are developed through the course's focus on School Readiness, and through a complete well-being syllabus. Each unit has a dedicated Well-being lesson, and well-being is included throughout the course.

There are ideas for mixed-ability classes in every lesson, including an additional activity for fast finishers.

Presentation Plus makes it easy to display the books in class, play the audio and video, and much more. Digital Home Practice brings together the songs, videos, and games for your students to enjoy at home.

Ready, Set, Grow! has everything you need to make your class ...

**Ready to learn,
Ready for school,
Ready for anything!**

Meet the Characters



We are the main characters in the stories along with our families and friends. We're sure your class will enjoy learning English with us, and we'll show them the skills and behaviors they need to be ready for school, too. They can also sing along to the songs with us.



I'm Hummy, an energetic hummingbird, and this is my friend Hug, a cuddly sloth. We introduce children to new language in the language videos, and you can find us in the stories, too. Hug is also a cuddly puppet for your class to interact with. They'll have fun speaking to her in English.

Ready, Set, Grow! Components

Ready, Set, Grow! comprises a wide variety of print and digital components.

For the Teacher

- The Teacher's Book with Digital Pack, which includes:
 - Presentation Plus, which contains all of the books and flashcards to display, audio, video, interactive activities, routine boards, rewards, and games
 - Class Audio
 - Class Video
 - Teacher's Resources, which contain downloadable flashcards and word cards, flashcard games, and other printable extras
 - Teacher's access to the Home Practice and Learner's Resources
- The Big Book
- Flashcards
- Posters
- Hug, the sloth puppet

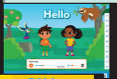
For Students

- The Student's Book with Digital Pack, which includes:
 - Home Practice, which contains the videos and games
 - Learner's Resources, which contain downloadable flashcards, word cards, and coloring worksheets
- The Workbook
- The Letters and Numbers Workbook

Presentation Plus



Presentation Plus is a complete digital presentation and planning tool with all of the content in one place.



There are routine boards for regular lesson routines as well as to talk about the weather, birthdays, days of the week, and much more.



Home Practice



Home Practice provides a link between school and home, and makes it easy for children's parents and caregivers to be involved in their learning.

The digital components are delivered through our new-generation learning environment, Cambridge One.





What is well-being and why is it important?

Well-being is a combination of feeling well and functioning well. Good well-being helps children flourish both in their personal development and in their learning. It helps them manage day-to-day challenges and become more resilient.

Children who feel emotionally and physically safe will be more engaged in learning. Routines are the perfect way to indicate and explain to children what we expect of them. This reduces anxiety. These routines can include using the puppet to greet the children, to begin the class by talking about the day of the week and weather, etc. You can also use fun routine songs that mark the different stages of each lesson, such as the start and finish, when to go to the table, and when to clean up.

Teaching children the language to describe their emotions is equally important. It develops self-awareness and encourages children to manage their own feelings.

We include all of the above elements in *Ready, Set, Grow!*

Well-being in *Ready, Set, Grow!*

Each unit focuses on a different aspect of well-being, presenting it through *I feel ...* statements, for example *I feel good about myself*.

The *I feel ...* statements in *Ready, Set, Grow!* are adapted from the Cambridge Wellbeing Check, a student-led assessment developed by CEM – the Centre for Evaluation & Monitoring – part of the Cambridge family. The Cambridge Wellbeing Check draws on research by Dr. Ros McLellan, Susan Steward, and Tania Clarke (University of Cambridge). The well-being activities and the teaching support for them in *Ready, Set, Grow!* have been carefully designed to bring the benefits of positive student well-being to Pre-Primary students.

You can find the well-being focus of each unit in the Scope and Sequence. These lessons and the accompanying teaching notes invite children to think about how each aspect of well-being relates to them individually.

The end of each Cross-curricular video revisits the well-being focus. For example, in the lesson on animal families in Unit 4, the video describes how the babies feel safe with their families. Doing so links it to the well-being focus *I feel safe*. It encourages children to think about the people who make them feel safe.

Foundations for Building Relationships

Positive, stable relationships with teachers and other children aid learning. It's important to create a trusting atmosphere where children aren't afraid to make mistakes.

Group activities, such as singing songs, listening to stories, and playing games, all create a supportive classroom community. In this way, children learn how to collaborate and begin to form friendships. The characters in *Ready, Set, Grow!* model resilience, good behavior, empathy, and kindness. The animated stories provide a fun way for children to observe and comment on how we behave with each other and how we deal with challenges.

Teaching Support

Activities and Teaching Tips in the teaching notes suggest ways to make well-being a core focus in the classroom every day. There are Emotional Well-being and Everyday Well-being boxes in the teaching notes for every unit.

Use the puppet to help children feel supported. You can find suggestions for how to use the puppet throughout the teaching notes.

Mindfulness activities also help children calm down and focus. The Reflection Time activities in the Well-being lesson of each unit suggest breathing exercises to help children reflect on their achievements.

Mixed Ability

Ready, Set, Grow! seeks to nurture the potential in all children. Children develop at different rates, and this is particularly evident with very young learners. Celebrating effort and progress rather than outcome means all children in the class will feel valued and encouraged.

Ready, Set, Grow! supports teachers with mixed-ability classes and children with special educational needs in a number of ways:

- “Extra” activities on every Student’s Book page offer additional tasks for “fast finishers”. They are easy for children to complete independently.
- Teaching Tips offer help with managing a mixed-ability class and ideas for extending the activities.
- The variety of active and seated activities helps keep children engaged and ensures that there is something for everyone, every lesson.
- Activities involving actions, flashcards, and word cards in the Vocabulary lessons support learning new language. Children who have not yet learned the vocabulary, or who are not yet ready to join in with saying or singing the words, can use the vocabulary actions instead. This means that they are still participating in the speaking activities and songs and learning along with the rest of the class. You can find ideas to support learning new language in the teaching notes.
- The Vocabulary Practice lessons include two kinds of stickers. Some stickers are designed to go in a specific place, and other stickers can be placed wherever children would like to put them. This mix helps develop fine motor skills while ensuring children can be creative and don’t feel upset about placing stickers in the “wrong” place.
- In the animated language videos, slower and quicker versions of the chart help to make the language accessible to children who are at an earlier stage of learning the structure as well as engaging those who are already more confident with it.
- Animated stories and cross-curricular videos make English accessible to all children, no matter what their linguistic level might be.



- Many of the Student’s Book and Workbook activities, including the Sounds lessons, help develop pencil control. Some children will have better-developed pencil control than others, and each child will be ready to trace with a pencil at a different point. The activities in *Ready, Set, Grow!* progress from following with a finger to tracing with a pencil, and the activities allow for different levels of fine motor skills development. In many cases, there is a line for children to follow to provide support for the children who need it.
- Cross-curricular lessons are linked to the key theme of the unit and include a wide variety of subjects from across the curriculum so that children who are stronger in other areas of the curriculum are included, helping them to learn English through other subjects.
- There are games suggested in the Game Time sections of the lesson teaching notes to consolidate learning so no child is left behind. Sounds are routinely reviewed through review games. The Story and Cross-curricular lessons feature language from the unit, but also review language from previous units and useful everyday language, such as greetings and exclamations. The Sounds and Numbers sections also feature vocabulary from the unit. Check the Vocabulary and Language lists at the top of the lesson notes and find flashcard games in the Teacher’s Resources to review and build on new vocabulary.
- A dedicated Review lesson every unit focuses in on the unit vocabulary and structure. This helps identify whether any children have any gaps in their learning that need to be addressed. For further practice, go to Presentation Plus, where you can choose the vocabulary you want to include in the games.





Starting Elementary school is a huge step for most children. Preparing children for this change helps them continue their learning journey with confidence and enthusiasm.

Every unit in *Ready, Set, Grow!* has its own school-readiness focus. They range from saying goodbye to a parent or caregiver with confidence to opening their snack or lunch on their own. They can be found in the Scope and Sequence. The school-readiness focus is first presented in Lesson 1 on the Student's Book page and features again in the unit stories.

The Benefit of Routines

Getting children used to familiar routines can help with school readiness. For example, the Table Time Song and routine give children a clear transition from whole-group work to sitting quietly at their tables, ready to listen to instructions. The Clean Up Song and routine make cleaning up and being proud of the classroom a core part of every lesson. For more information about the routines in *Ready, Set, Grow!*, see TB p. 13.

Social Skills

A key aspect of school readiness is learning how to interact with other people. The stories, songs, games, and activities in *Ready, Set, Grow!* model good social behavior and interaction. Hello and Goodbye songs are used in every lesson, to encourage polite social interaction and to mark the beginning and end of learning time.

Motor Skills

There are also physical skills that children need to develop. Working on gross-motor skills helps children be more independent and will enable them to perform simple tasks, such as putting on coats and shoes, opening their snack or lunch independently, etc. These skills are also modeled in the stories. The teaching notes suggest many different gross motor skill activities, such as dancing, TPR (Total Physical Response), and mindfulness activities that focus on controlled movement.

Fine motor skills are also developed through sticking stickers, drawing, and coloring. They not only help children with mark-making and pre-writing skills, such as tracing, but also help them build the skills required to button or zip up their coats, hold cutlery, etc.

Most importantly of all, *Ready, Set, Grow!* aims to build children's self-confidence so they feel able to deal with change. Not only does the progression in the activities build children's confidence, but children will also notice Daniel and Sofia's confidence grow, too.

The Cambridge Life Competencies Framework



Our world is changing fast and we need to prepare children with the skills and experiences that go beyond simply learning an additional language.

The Cambridge Life Competencies Framework supports teachers in this challenging area – we understand that the engaging nature of the pre-primary language classroom is the perfect place to start developing and embedding these key qualities.

How we use it in *Ready, Set, Grow!*

The Cambridge Life Competencies Framework underpins the Creative Thinking, Critical Thinking and Emotional Development strands of *Ready, Set, Grow!*, helping to create curious and successful lifelong learners. This means that our activities enable learners to develop these skills without teachers having to completely change their approach, or do anything extra. Find out which competencies are included in each lesson by checking the lesson overview boxes in the teaching notes.



Unit Walkthrough

Lesson 1 presents the vocabulary for the unit. In Level 1, there are six items per unit.

Every Vocabulary Presentation lesson has a Song video. The Song video presents and practices the vocabulary in a fun way.

Children can see the vocabulary items on the page, in the Song video, and on the flashcards.



You can play the video and audio using Presentation Plus or download it from Teacher's Resources.

Every lesson has two or three short instructions. You will find more guidance in the teaching notes. Children can get to know the icons and later will begin to recognize the words.

3 Our Feelings
Listen. Point. Sing.



Sofia and Daniel are in every Lesson 1, where the School Readiness focus of the unit is often shown. Here, it's "Know that what I do and say can make others happy or unhappy." Daniel knows he's made Sofia happy by painting a nice portrait of her.

Every lesson has an optional Extra activity. You can use it with fast finishers or when there's time in class. When there isn't time in class, children could do the Extra activity at home.

Every lesson includes the lesson focus at a glance at the bottom of the page. Vocabulary and Language Presentation lessons include the target language.

Extra
Activity

Vocabulary Presentation and Song video included. Levels 1B and 2B only. **UNIT 3 23**